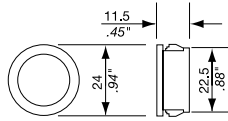
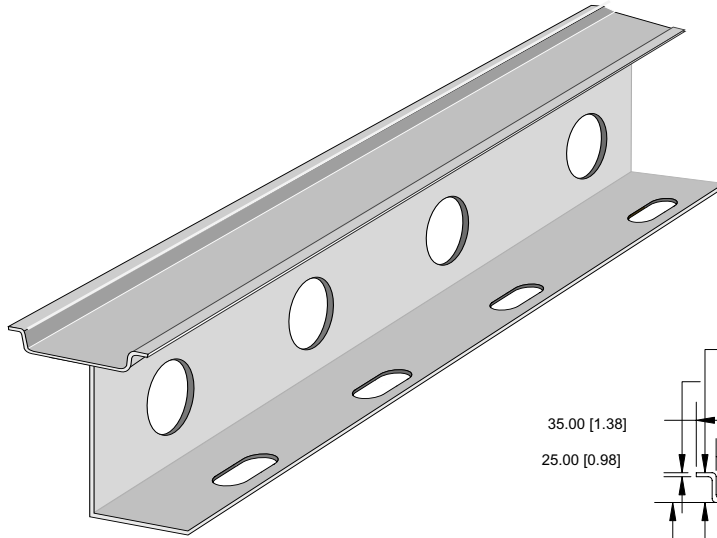


Mounting rails

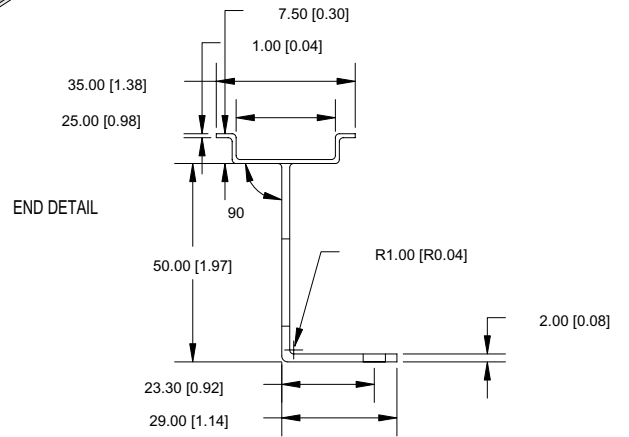
High Rail 90°, Aluminum



Insert for rail knockout:

Open grommet, black
Closed blind plug, black

0106 064.26
0106 083.12

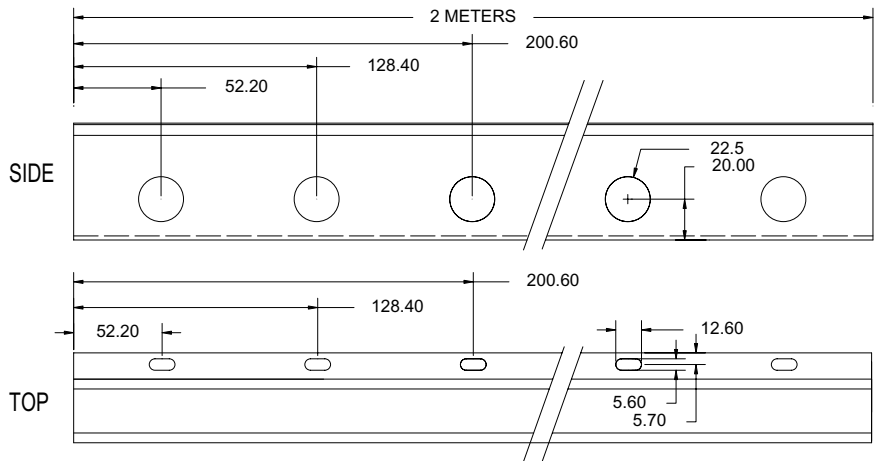


All rails are in compliance with EN50022 standard (DIN 46277-3 - NFC 63015) DIN 3.

Type	P/N
PR3.Z2 HR90 ALU	XUS001736

Extruded Aluminum,
2m (78") length approx.,
prepunched 22.5mm feed through holes,
prepunched mounting base.*

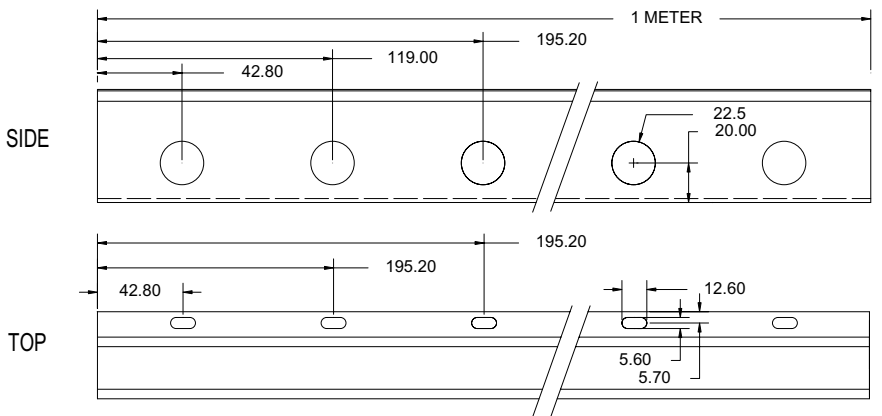
* Length and prepunched cutout dimensions are approximate.



Type	P/N
PR3.Z2 HR90 ALU	XUS001735

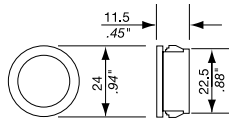
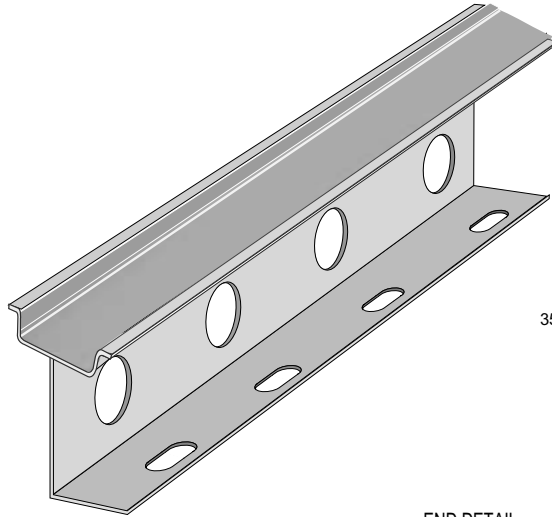
Extruded Aluminum,
1m (39") length approx.,
prepunched 22.5mm feed through holes,
prepunched mounting base.*

* Length and prepunched cutout dimensions are approximate.



Mounting rails

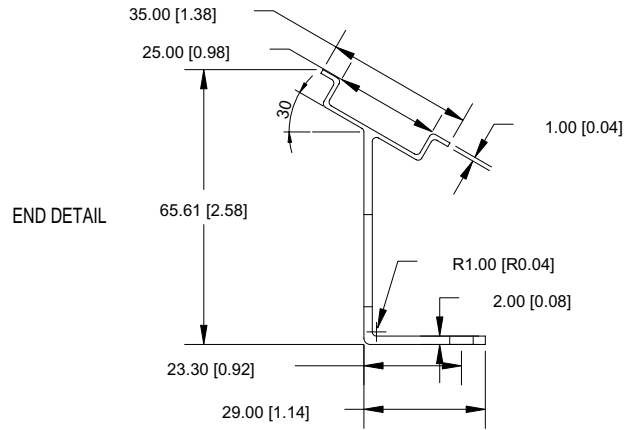
High Rail 30°, Aluminum



Insert for rail knockout:

Open grommet, black
Closed blind plug, black

0106 064.26
0106 083.12

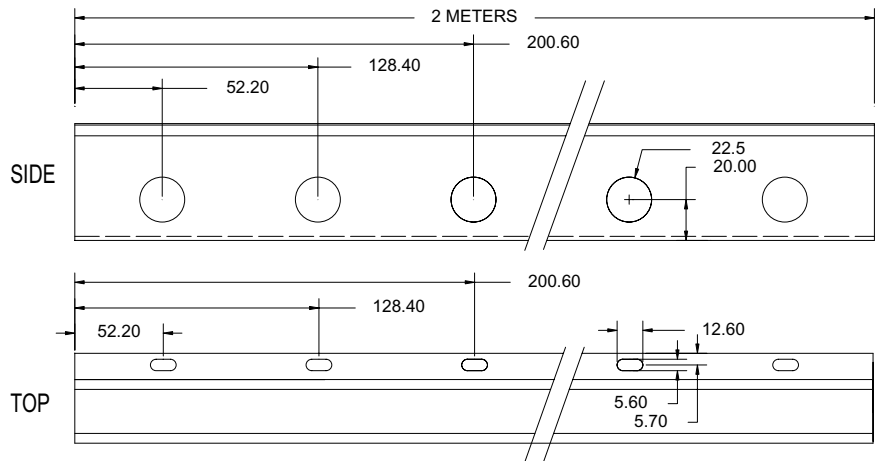


All rails are in compliance with EN50022 standard (DIN 46277-3 - NFC 63015) DIN 3.

Type	P/N
PR3.Z2 HR30 ALU	XUS001738

Extruded Aluminum,
2m (78") length approx.,
prepunched 22.5mm feed through holes,
prepunched mounting base.*

* Length and prepunched cutout dimensions are approximate.



Type	P/N
PR3.Z2 HR30 ALU	XUS001737

Extruded Aluminum,
1m (39") length approx.,
prepunched 22.5mm feed through holes,
prepunched mounting base.*

* Length and prepunched cutout dimensions are approximate.

