

KVM Series Single Phase Undervoltage Monitor

Voltage
Monitors



10
YEAR
WARRANTY

- Economical Single Phase Brownout/Undervoltage Protection
- Isolated 8 A SPDT Relay Contacts
- Protects sensitive 110-120 V AC or 220-240 V AC Loads
- Adjustable Low Voltage Trip Point
- LED Indicator

Approvals:

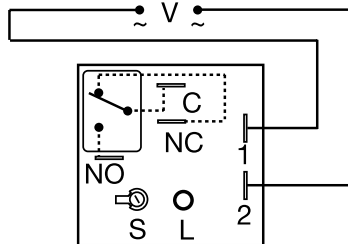
Description

The KVM Series is a single phase undervoltage monitor designed to protect sensitive equipment against brownout undervoltage conditions. The compact design and encapsulated construction make the KVM an excellent choice for OEM equipment.

Operation

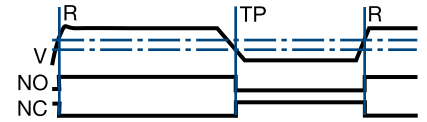
The output relay is energized and the LED glows green when the input voltage is above the reset voltage threshold. If the input voltage drops below the undervoltage set point, the output relay and LED will de-energize. The output relay will remain de-energized as long as the input voltage is below the reset voltage. Reset is automatic when the input voltage returns to a normal range.

Connection



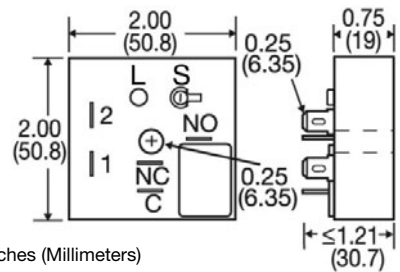
V = Voltage L = LED S = Undervoltage Set Point
NO = Normally Open NC = Normally Closed
C = Common, Transfer Contact
Dashed lines are internal connections.

Function



TP = Undervoltage Set Point R = Reset Point

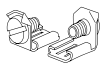
Mechanical View



Inches (Millimeters)

7

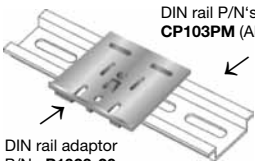
Accessories



Quick connect to screw adaptor
P/N: P1015-18



Female quick connect
P/N: P1015-64 (AWG 14/16)



DIN rail P/N's:
CP103PM (AI)

DIN rail adaptor
P/N: P1023-20

See accessory pages for specifications.

Undervoltage Set Point (Adjustable)

78 ... 99 V AC
156 ... 199 V AC

Maximum Line Voltage

132 V AC
264 V AC

Part Number

- KVM4
- KVM6

Technical Data

Line Voltage

Type
Input Voltage/Frequency
Power Consumption
Power Off Reset Time

Single Phase
110 ... 120 V AC or 220 ... 240 V AC/50 ... 60 Hz
2.5W at 132 V AC; 4.5W at 264 V AC
≤ 150 ms

Undervoltage Detection

Undervoltage Set Point
Undervoltage Reset Point
Repeatability

KVM4
KVM6
KVM4
KVM6

78 ... 99 V AC
156 ... 199 V AC
Fixed at 104 V AC
Fixed at 209 V AC
+/- 0.5% under fixed conditions
+/-1% over temperature range
+/-2% at 25°C

Voltage Sensing Accuracy

Output

Type/Form
Rating
Life
LED Indicator

Electromechanical Relay/SPDT
8 A resistive at 120 V AC, 1/3 hp at 120/240 V AC
Mechanical; 1 x 10⁶; Electrical; 1x10⁵
Glows green when output energized

Protection

Surge
Circuitry
Isolation Voltage
Insulation Resistance

IEEE C62.41-1991 Level A
Encapsulated
≥ 1500 V RMS Input to Output
≥ 100 MΩ Minimum

Mechanical

Mounting
Package
Termination

Surface mount with one #10 (M5 x 0.8) screw
2 x 2 x 1.21 in. (50.8 x 50.8 x 30.7 mm)
0.25 in. (6.35 mm) male quick connect terminals

Environmental

Operating/Storage Temperature
Humidity
Weight

-25 to +55°C/-40 to +85°C
95% relative, non-condensing
2.6 oz (74 g)