

Accessories

Timer Adjustment Options and Dials



Approvals: cRU

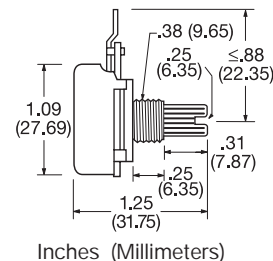
Versa-Pot

Description

Panel mountable, industrial potentiometer recommended for remote time delay adjustment. The shaft is slotted for screwdriver adjustment and serrated for slip-proof finger adjustment. Accepts Versa-Knob or Lock Shaft. May be ordered with two 8 in. (20.3 cm) wires soldered to pot (clockwise increase) and female quick connect terminals on other ends by adding suffix -X to end of part number.

Versa Pot P/N	With Wire Leads	Value
P1004-198	P1004-198-X	25K Ω
P1004-199	P1004-199-X	50K Ω
P1004-95	P1004-95-X	100K Ω
P1004-17	P1004-17-X	500K Ω
P1004-16	P1004-16-X	1 M Ω
P1004-15	P1004-15-X	1.5 M Ω
P1004-14	P1004-14-X	2 M Ω
P1004-12	P1004-12-X	3 M Ω
P1004-13	P1004-13-X	5 M Ω

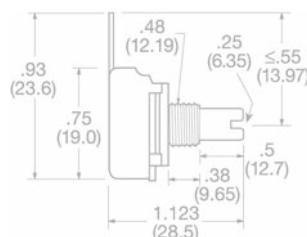
Specifications	
Rating	0.25W at 55°C
Taper	Linear
Shaft Rotation	300° +/-5°
Tolerance	+/-10%



Inches (Millimeters)



Specifications	
Rating	2W at 70°C
Taper	Linear
Shaft Rotation	280° +/-5°
Tolerance	+/-10%



Inches (Millimeters)



Q-Pot

Description

A high quality cermet potentiometer for use when linearity and stability are important and when high temperature or harsh environments exist. Accepts Versa-Knob or Lock Shaft. May be ordered with two 8 in. (20.3 cm) wires soldered to pot (clockwise increase) and female quick connect terminals on other ends by adding suffix -X to end of part number.

P/N	With Wire Leads	Value
P1004-3	P1004-3-X	500K Ω
P1004-4	P1004-4-X	1 M Ω



Versa-Knob

Description

Versa-Knob is designed for 0.25 in (6.35 mm) shaft of Versa-Pot or Q-Pot. Semi-Gloss industrial black finish.

P/N: P0700-7

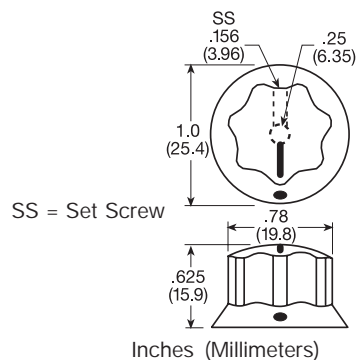


Lock Shaft

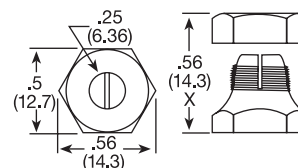
Description

Fits 0.25 in. (6.35 mm) potentiometer shafts. Locks by tightening nut onto four tapered/slotted fingers. Pressure on the shaft locks control against mis-adjustment. Nickel plated brass finish.

P/N: P0700-8



Inches (Millimeters)



X = Locked on shaft
Inches (Millimeters)

Accessories

Timer Adjustment Options and Dials



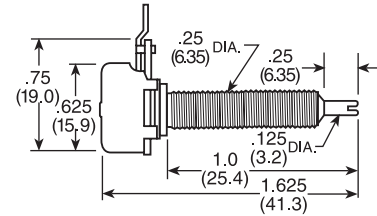
Mini-Pot

Description

A high quality, industrial potentiometer for remote time delay adjustment. The shaft extends through the timer's center hole for easy panel mounting. Use mini-mount bracket for standup mounting of timer. Adjustment by screwdriver or mini-knob. May be ordered with two 3 in. (7.6 cm) wires soldered to pot (clockwise increase) and female quick connect terminals on other ends by adding suffix -X to end of part number.

P/N	With Wire Leads	Value
P1004-9	P1004-9-X	500K Ω
P1004-10	P1004-10-X	1 M Ω
P1004-31	P1004-31-X	3 M Ω

Specifications	
Rating	0.25W at 55°C
Taper	Linear
Shaft Rotation	300° +/-5°
Tolerance	+/-10%



Inches (Millimeters)

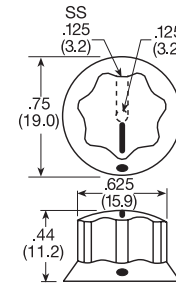


Mini-Knob

Description

Black plastic control knob with fluted body and white index/dot for setting accuracy. Mounts on 0.125 in. (3.2 mm) shaft of Mini-Pot.

P/N: P0700-21



SS = Set Screw
Inches (Millimeters)



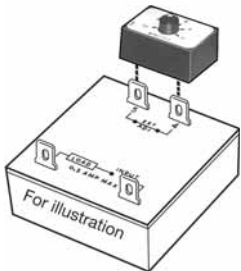
Time Adjustment Dials

Description

Dials for use with remote Versa-Pot and panel mounted Mini-Pot. Reverse screen printed on clear plastic to avoid damage to printed image.

P/N	Range	Increments	P/N	Range	Increments
P0400-12	.05 ... 1s	0.1s	P0400-20	2 ... 180s	30s
P0400-13	.05 ... 2s	0.2s	P0400-21	0.1 ... 4m	0.5m
P0400-14	.05 ... 3s	0.5s	P0400-22	0.1 ... 5m	0.5m
P0400-15	0.1 ... 5s	0.5s	P0400-23	0.1 ... 6m	1m
P0400-82	0.1 ... 10s	1s	P0400-24	0.1 ... 7m	1m
P0400-17	1 ... 30s	5s	P0400-25	0.1 ... 8m	1m
P0400-83	1 ... 60s	10s	P0400-26	0.1 ... 10m	1m
P0400-19	2 ... 120s	20s	P0400-27	0...10	MRD*

*Multiplier Reference Dial




Approvals:

VTP

Description

The VTP Series mounts on modules with in-line adjustment terminals. Rated at 0.25W at 55°C. Available in resistance values from 5K Ω to 5M Ω .



VTP
Top View

Ordering Table (select one from each column)

Series	R _T Value	Range
VTP	A - 5K Ω	A - 0.05 ... 1 s
	B - 10K Ω	B - 0.05 ... 3 s
	C - 20K Ω	C - 0.1 ... 10 s
	D - 50K Ω	D - 0.5 ... 10 s
	E - 250K Ω	E - 0.5 ... 20 s
	F - 0.5 M Ω	F - 0.5 ... 60 s
	G - 1 M Ω	G - 1 ... 100 s
	H - 2 M Ω	H - 2 ... 120 s
	I - 3 M Ω	I - 2 ... 180 s
	J - 5 M Ω	J - 10 ... 1000 s
	K - 10 ... 1000 s	K - 10 ... 1000 s
	L - 0.1 ... 4 m	L - 0.1 ... 4 m
	M - 0.1 ... 6 m	M - 0.1 ... 6 m
	N - 0.1 ... 10 m	N - 0.1 ... 10 m
	P - 1 ... 100 m	P - 1 ... 100 m
	R - 0 ... 10 MRD*	R - 0 ... 10 MRD*
	S - 0.1 ... 8 m	S - 0.1 ... 8 m
	T - 0.1 ... 5 m	T - 0.1 ... 5 m
	X - All time range labels	X - All time range labels

Example P/N: VTP4F

*Multiplier Reference Dial

Accessories

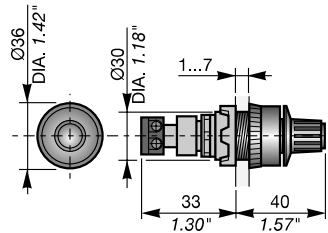
Timer Adjustment Options and Dials



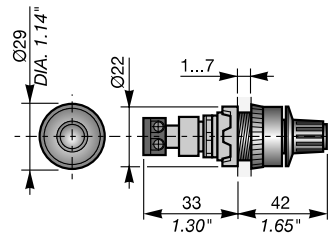
Remote Potentiometer

50 k Ω +/-20 % - 0.2 W with direct reading scale (graduated scale supplied)

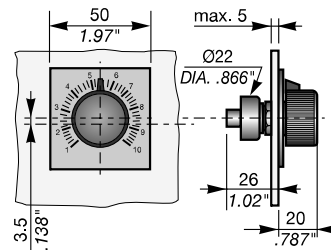
Diameter mm	Degree of protection	Part Number	Pack. unit (pieces)	Weight 1 piece (kg/oz)
30.5	IP65	1SVR 700 800 R 1000	1	0.042/1.481
22.5	IP65	1SVR 701 800 R 1000	1	0.037/1.305
10.5	IP40	1SVR 214 017 R 0900	1	0.039/1.376



30.5 mm



22.5 mm



10.5 mm